

Harvest the Sunshine

JA SOLAR

630W



JAM66D45 LB n-type Double Glass Bifacial Modules

Premium Cells

n-
Bycium+
16BB

MBB Half-Cell
Technology

26%

Up To

Cell Conversion
Efficiency

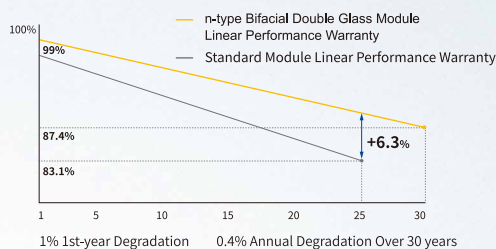
Premium Modules

Higher power
generation better LCOE

LID n-type with very
Lower LID


Better Temperature
Coefficient

Better low irradiance
response



12-year product warranty

30-year linear power output warranty



Comprehensive Certificates

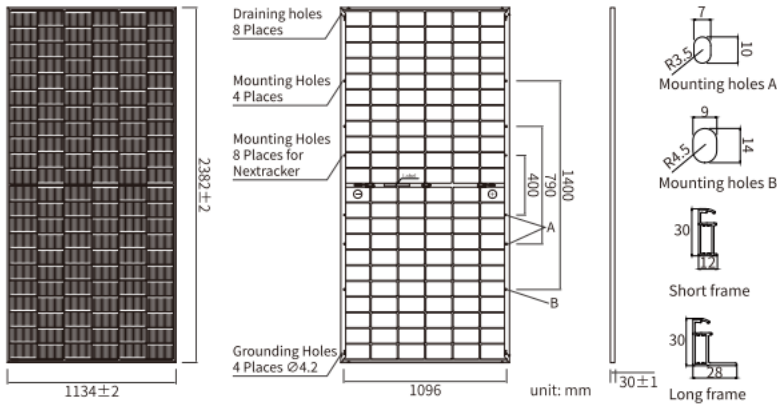
- IEC 61215, IEC 61730, UL 61215, UL 61730
- ISO 9001: 2015 Quality management systems
- ISO 14001: 2015 Environmental management systems
- ISO 45001: 2018 Occupational health and safety management systems
- IEC 62941: 2019 Terrestrial photovoltaic (PV) modules - Quality system for PV module manufacturing



DEEP BLUE 4.0 Pro

JAM66D45 LB

n-type Double Glass Bifacia Modules



MECHANICAL PARAMETERS

Cell	Mono
Weight	33.1kg
Dimensions	2382±2mm × 1134±2mm × 30±1mm
Cable Cross Section Size	4mm ² (IEC), 12 AWG(UL)
No. of cells	132(6×22)
Junction Box	IP68, 3diodes
Connector	QC 4.10-351/ MC4-EVO2A
Cable Length (Including Connector)	Portrait: 300mm(+)/400mm(-) Landscape: 1500mm(+)/1500mm(-)
Front Glass/Back Glass	2.0mm/2.0mm
Packaging Configuration	36pcs/Pallet, 720pcs/40HQ Container

Remark: customized frame color and cable length available upon request

ELECTRICAL PARAMETERS AT STC

TYPE	JAM66D45 -605/LB	JAM66D45 -610/LB	JAM66D45 -615/LB	JAM66D45 -620/LB	JAM66D45 -625/LB	JAM66D45 -630/LB
Rated Maximum Power(Pmax) [W]	605	610	615	620	625	630
Open Circuit Voltage (Voc) [V]	47.90	48.10	48.30	48.50	48.70	48.90
Maximum Power Voltage(Vmp) [V]	39.60	39.77	39.96	40.21	40.45	40.70
Short Circuit Current(Isc) [A]	16.00	16.05	16.10	16.13	16.15	16.18
Maximum Power Current(Imp) [A]	15.28	15.34	15.39	15.42	15.45	15.48
Module Efficiency [%]	22.4	22.6	22.8	23.0	23.1	23.3
Power Tolerance	0~+3%					
Temperature Coefficient of Isc(α _{Isc})	+0.045%/°C					
Temperature Coefficient of Voc (β _{Voc})	-0.250%/°C					
Temperature Coefficient of Pmax(γ _{Pmp})	-0.290%/°C					
STC	Irradiance 1000W/m ² , cell temperature 25°C, AM1.5G					

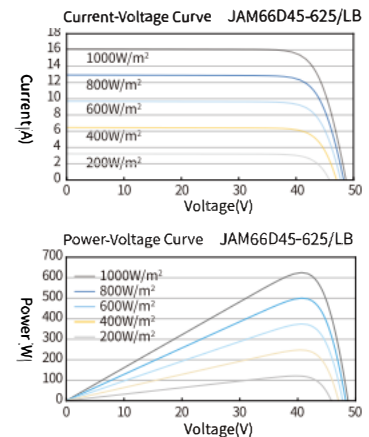
Remark: Electrical data in this catalog do not refer to a single module and they are not part of the offer. They only serve for comparison among different module types.

ELECTRICAL CHARACTERISTICS WITH 10% SOLAR IRRADIATION RATIO

TYPE	JAM66D45 -605/LB	JAM66D45 -610/LB	JAM66D45 -615/LB	JAM66D45 -620/LB	JAM66D45 -625/LB	JAM66D45 -630/LB
Rated Max Power(Pmax) [W]	653	659	664	670	675	680
Open Circuit Voltage(Voc) [V]	47.90	48.10	48.30	48.50	48.70	48.90
Max Power Voltage(Vmp) [V]	39.60	39.77	39.96	40.21	40.45	40.70
Short Circuit Current(Isc) [A]	17.28	17.33	17.39	17.42	17.44	17.47
Max Power Current(Imp) [A]	16.50	16.56	16.62	16.65	16.69	16.72
Irradiation Ratio (rear/front)	10%					

* For NextTracker installations, maximum static load please take compatibility approve letter between JA Solar and NextTracker for reference.

CHARACTERISTICS



OPERATING CONDITIONS

Maximum System Voltage	1500V DC
Operating Temperature	-40°C~+85°C
Maximum Series Fuse Rating	35A
Maximum Static Load, Front*	5400Pa(112 lb/ft ²)
Maximum Static Load, Back*	2400Pa(50 lb/ft ²)
NOCT	45±2 C
Bifaciality	80%±5%
Safety Class	Class II
Fire Performance	UL Type 29/Class C